

Model UF V 700 | Ultra-low temperature freezers with climate-neutral refrigerants

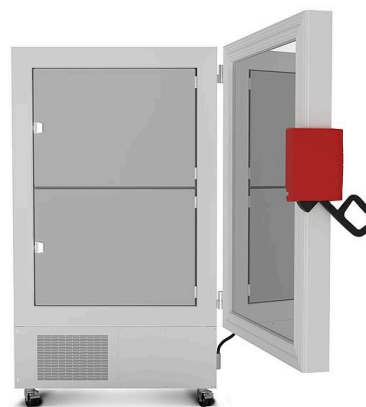
The BINDER ultra low temperature freezer ensures the safe storage of samples at -90 °C. It combines outstanding environmental friendliness with low energy consumption, convenient operation and an individual safety concept.

BENEFITS

- Lowest energy consumption in its class
- Environmentally-friendly refrigerants R-290 and R-170
- Thermal insulation with unique long-life VIPs (vacuum insulation panels)
- Rust-proof interior made completely of stainless steel



Model UF V 700



Model UF V 700

MAIN FEATURES

- Temperature range: -90 °C to -40 °C
- Lowest energy consumption in its class
- Powerful cascade compressor cooling unit
- Environmentally friendly refrigerants R-290 and R-170
- Thermal insulation with unique long-life VIPs (vacuum insulation panels)
- Innovative door gasket concept reduces buildup of ice
- Ergonomic door handle
- Rust-proof interior made completely of stainless steel
- Detachable inner doors made of stainless steel
- 3 stainless-steel shelves providing flexible placement
- Water cooling (depending on version)
- Zero-voltage alarm contact for in-house alarm system
- Internal data logger, measured values can be read out in open format via USB
- Ethernet interface
- 2 access ports, Ø 28 mm, rear

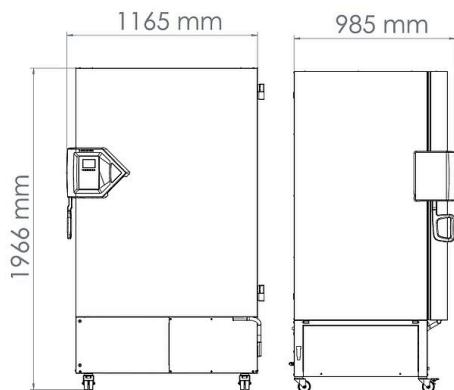
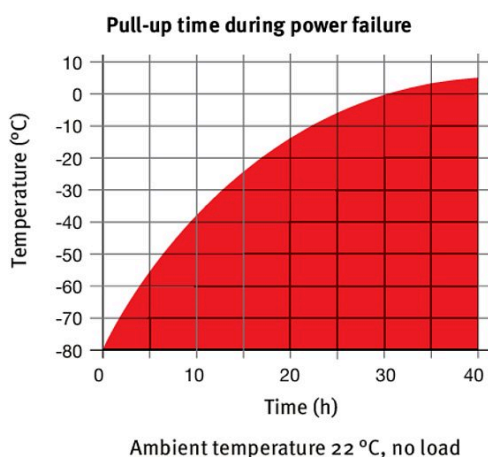
ORDERING INFORMATION

Interior volume [L]	Voltage	Option model	Version	Art.-No.
700	230 V 1~ ph 50 Hz	Standard	UFV700-230V	9020-0348
		Water cooling	UFV700-230V-W	9020-0350
	120 V 1~ ph 60 Hz	Standard	UFV700UL-120V	9020-0352
		Standard	UFV700UL-240V	9020-0354

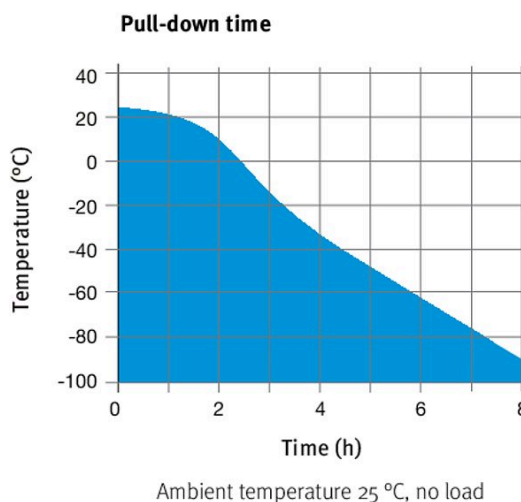
TECHNICAL DATA

Description	UFV700-230V ¹	UFV700-230V-W ¹	UFV700UL-120V ¹	UFV700UL-240V ¹
Article Number	9020-0348	9020-0350	9020-0352	9020-0354
Performance Data Temperature				
Temperature range [°C]	-90...-40	-90...-40	-90...-40	-90...-40
Temperature variation at -80 °C [± K]	2.5	2.5	2.5	2.5
Temperature fluctuation at -80 °C [± K]	1.5	1.5	1.5	1.5
Cooling down time from 22 °C to -80 °C [min]	450	450	450	450
Aufwärmzeit bei Stromausfall				
Warm-up time during power failure from -80 °C / -122 °F to -60 °C / -76 °F [min]	250	250	250	250
Electrical data				
Rated Voltage [V]	230	230	120	240
Power frequency [Hz]	50	50	60	60
Nominal power [kW]	1.6	1.6	1.4	1.6
Unit fuse [A]	10	10	13	10
Phase (Nominal voltage)	1~	1~	1~	1~
Measures				
Interior volume [L]	700	700	700	700
Net weight of the unit (empty) [kg]	289	289	289	289
Permitted load [kg]	200	200	200	200
Permitted load of individual compartment [kg]	50	50	50	50
Wall clearance back [mm]	100	100	100	100
Wall clearance sidewise [mm]	250	250	250	250
Internal Dimensions				
Interior width [mm]	890	890	890	890
Interior height [mm]	1300	1300	1300	1300
Interior depth [mm]	605	605	605	605
Doors				
Inner doors	2	2	2	2
Unit doors	1	1	1	1
Housing dimensions not incl. fittings and connections				
Width net [mm]	1110	1110	1110	1110
Height net [mm]	1966	1966	1966	1966
Depth net [mm]	938	938	938	938
Environment-specific data				
Energy consumption at set-point -80 °C and ambient temperature = 20 °C [kWh/d]	8.1	8.1	8.1	8.1
Average heat dissipation at set-point -80 °C and ambient temperature = 20 °C [W]	340	340	340	340
Sound-pressure level [dB(A)]	47	47	47	47
Fixtures				
Number of shelves (std./max.)	3/13	3/13	3/13	3/13
Load-variants				
Freezer racks per compartment	6	6	6	6
Cryoboxes, 50 mm	528	528	528	528

1 All technical data is specified for unloaded units with standard equipment at an ambient temperature of +22 °C ±3 °C and a power supply voltage fluctuation of ±10%. The temperature data is determined in accordance to BINDER factory standard following DIN 12880, observing the recommended wall clearances of 10 % of the height, width, and depth of the inner chamber. All indications are average values, typical for units produced in series. We reserve the right to change technical specifications at any time.

DIMENSIONS incl. fittings and connections [mm]

CHARTS


Heating up rate



Cooling down rate

OPTIONS

Designation	Description	*	Art.-No.
Alarm system, battery-backed	for maintaining temperature display, alarm messages, and communication	-	8012-1910
Analog output 4-20 mA	for temperature values (output not adjustable)	-	8012-1898
Buck-boost converter	automatic voltage compensation	-	8012-1897
Calibration certificate, expanded	for temperature; for extending the measurement in center of chamber to include another test temperature	-	8012-1126
Calibration certificate, temperature	for temperature, measurement in center of chamber at specified temperature	-	8012-0031
	temperature measurement incl. certificate, 20 measuring points at specified temperature	-	8012-0925
Compartment doors	Foam-filled compartment doors with gasket	-	8012-1894
CO₂ backup cooling	factory installed (allow for increased depth of UF V: 1085 mm), includes the option of a battery-backed alarm system	-	8012-1936
Door access system	consisting of electromechanical door locking mechanism and electronic access control via NumPad	-	8012-1899
Door lock	lockable door handle	-	8012-1911
Shipping pallet	with unloading ramp for installing unit without forklift	-	8012-1907
Switch cover	Lockable main switch cover	-	8012-1980

* Notes › See last page

ACCESSORIES

Designation	Description	*	Art.-No.
5 m power cable	C 13 refrigerator connection cable with BS 1363 British plug	-	5023-0285
	C 13 refrigerator connection cable with CEE 7/7 European plug	-	5023-0283
	C 13 refrigerator connection cable with type 13 Swiss plug	-	5023-0284
APT-COM™ 4 BASIC-Edition	for simple logging and documentation requirements with up to 5 networked units. version 4, BASIC edition	-	9053-0039
APT-COM™ 4 GLP-Edition	for working under GLP-compliant conditions. Measured values are documented in a tamper-proof way in line with the requirements of FDA Regulation 21 CFR 11. version 4, GLP edition	-	9053-0042
APT-COM™ 4 PROFESSIONAL-Edition	convenient unit and user management built on the BASIC edition. Suitable for networking up to 100 units. version 4, PROFESSIONAL edition	-	9053-0040
Chamber rack with drawer, stainless steel	for 5x4 standard boxes (50 mm) incl. boxes, dimensions: H 285 x W 140 x D 560 mm	-	6017-0046
	for 5x4 standard boxes (50 mm), dimensions: H 285 x W 140 x D 560 mm	-	6017-0045
	for 6x4 standard boxes (50 mm) incl. boxes, dimensions: H 340 x W 140 x D 560 mm	-	6017-0052
	for 6x4 standard boxes (50 mm), dimensions: H 340 x W 140 x D 560 mm	-	6017-0051
Chamber rack, aluminum	for 5x4 standard boxes (50 mm) incl. boxes, dimensions: H 276 x W 139 x D 558 mm	-	6017-0042
	for 5x4 standard boxes (50 mm), dimensions: H 276 x W 139 x D 558 mm	-	6017-0041
	for 6x4 standard boxes (50 mm) incl. boxes, dimensions: H 331 x W 139 x D 558 mm	-	6017-0048
	for 6x4 standard boxes (50 mm), dimensions: H 331 x W 139 x D 558 mm	-	6017-0047
Chamber rack, stainless steel	for 5x4 standard boxes (50 mm) incl. boxes, dimensions: H 276 x W 139 x D 558 mm	-	6017-0044
	for 5x4 standard boxes (50 mm), dimensions: H 276 x W 139 x D 558 mm	-	6017-0043
	for 6x4 standard boxes (50 mm) incl. boxes, dimensions: H 331 x W 139 x D 558 mm	-	6017-0050
	for 6x4 standard boxes (50 mm), dimensions: H 331 x W 139 x D 558 mm	-	6017-0049
Cryoboxes	set consisting of 36 cardboard boxes with sample dividers	-	6017-0053
Deicing kit	consisting of de-icing tray, wiper and scraper	-	8012-1909
pH-neutral detergent	concentrated, for gentle remove of residual contaminants; 1 kg	-	8012-2250
Qualification documents	IQ/OQ documents – supporting documents for validation performed by customers, consisting of: IQ/OQ checklists incl. calibration guide and comprehensive unit documentation; parameters: temperature, CO ₂ , O ₂ , pressure, depending on unit Digital in PDF format	-	7057-0001
	Hard copy inside folder	-	7007-0001
	IQ/OQ/PQ documents – supporting documents for validation performed by customers, according to customer requirements, PQ section added to qualification folder IQ/OQ; parameters: temperature, CO ₂ , O ₂ – or pressure, depending on unit Digital in PDF format	-	7057-0005
	Hard copy inside folder	-	7007-0005
Shelf	Incl. shelf supports stainless steel	-	8012-1902
WLAN kit	The kit contains a client bridge that establishes a wireless connection between BINDER units and APT-COM4, LIMS, or customer-specific software via an Ethernet interface. It provides an alternative solution in situations where units need to be positioned in locations without an on-site Ethernet connection. In secured networks, installation and configuration must be performed by the customer's IT service.	-	8012-2262

* Notes › See last page

SERVICES

Designation	Description	*	Art.-No.
Maintenance contracts			
Installation services			
Maintenance services			
Calibration services			
Validation services			
BRONZE 3-year maintenance contract	Maintenance service as contractually agreed, visual inspection of mechanical and electrical components, check of control response, 20% discount on spare parts	05	DL20-0710
Calibration certificate, temperature	Calibration of one (1) test temperature specified by the user in center of chamber, including certificate	03, 04, 05	DL30-0101
	Extension of calibration of one (1) additional test temperature specified by the user in the center of the usable space, including certificate	03, 04, 05	DL30-0102
Execution of IQ/OQ	Execution of IQ/OQ in accordance with qualification folder	05	DL41-0200
Execution of IQ/OQ/PQ	Execution of IQ/OQ/PQ in accordance with qualification folder	05	DL44-0500
GOLD 3-year maintenance contract	Maintenance service as contractually agreed, visual inspection of mechanical and electrical components, check of control response, 20% discount on spare parts, testing of all key functions, replacement of wear parts, calibration of one test temperature specified by the user in the center of the usable space, including certificate	05	DL20-0910
Installation of CO ₂ backup cooling	Installation of CO ₂ backup cooling on unit	05	DL02-8002
Maintenance	One-off maintenance service in accordance with maintenance schedule. Visual inspection of mechanical and electrical components, testing of all key functions. Calibration of a test temperature specified by the user in center of usable space without certificate	05	DL20-0200
SILVER 3-year maintenance contract	Maintenance service as contractually agreed, visual inspection of mechanical and electrical components, check of control response, 20% discount on spare parts, testing of all key functions, calibration of one test temperature specified by the user in the center of the usable space, without certificate	05	DL20-0810
Temperature measurement, 20 measuring points	Temperature measurement with 20 measuring points with a set value specified by the user, including certificate	03, 04, 05	DL30-0620
Unit commissioning	Connect the unit to the customer-side connections (electricity, water, wastewater, gas), basic functions check, brief operating instructions. (excl.: unpacking, setup, controller instructions, programming, installation work)	05	DL10-0300
Unit instructions	Instruction regarding operating principle and basic functions of the unit, operation of the control electronics including programming	05	DL10-0700

* Notes › See last page

NOTES

- 01 Condensation may occur in the area around the access port. Access ports may be placed in custom locations for an additional charge.
- 02 UL mark is not granted when this option is used.
- 03 Sensor calibration is performed in an accredited calibration laboratory.
- 04 Calibration is performed according to the BINDER factory standard.
- 05 Quoted prices do not include travel costs. Please refer to the chapter on BINDER Service for travel costs for your region. Quoted prices for services performed in Switzerland do not include a country-specific added fee (available on request).

BINDER GmbH

Tuttlingen, Germany
TEL +49 7462 2005 0
FAX +49 7462 2005 100
info@binder-world.com
www.binder-world.com

BINDER Asia Pacific (Hong Kong) Ltd.

Kowloon, Hong Kong, P.R. China
TEL +852 39070500
FAX +852 39070507
asia@binder-world.com
www.binder-world.com

BINDER Environmental Testing Equipment (Shanghai) Co., Ltd.

Shanghai, P.R. China
TEL +86 21 685 808 25
FAX +86 21 685 808 29
china@binder-world.com
www.binder-world.com

BINDER Inc.

Bohemia, NY, USA
TEL +1 631 224 4340
FAX +1 631 224 4354
usa@binder-world.com
www.binder-world.us