

## CORIO CD-BT5 Heating circulator with open bath and transparent bath tanks

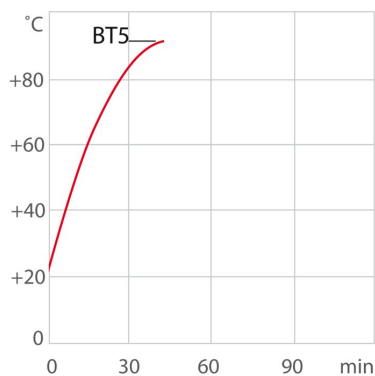
The open heating bath circulators of the new CORIO series feature high-quality transparent bath tanks and pump connections.

### Product features

- Bright, white, easy to read display
- Very quiet
- easy switching between internal and external circulation
- USB connection
- Class III (FL) according to DIN 12876-1
- For internal and external applications



### Heat-up time



Medium: Water

### Performance values

230V/50Hz (Schuko Plug - CEE 7/4 Plug Type F)	
Heating capacity kW	2
Pump capacity flow rate l/min	15
Pump capacity flow pressure bar	0.35
Power consumption A	10

### Technical data

Available voltage versions	
Order No.	9 012 305
Available voltage versions:	
9012305.01	100V/50-60Hz (Nema N5-15 Plug)
9012305.02	115V/60Hz (Nema N5-15 Plug)

Bath	
Bath tank	Polycarbonat
Bath cover	accessory
Usable bath opening cm (W x L / D)	15 x 15 / 15

9012305.03	230V/50Hz (Schuko Plug - CEE 7/4 Plug Type F)
9012305.03.chn	230V/50Hz (CN Plug)
9012305.04	230V/50Hz (UK Plug Type BS1363A)
9012305.05	230V/50Hz (CH Plug Type SEV 1011)
9012305.13	230V/60Hz (Nema N5-20 Plug)

### Cooling

Cooling coil	accessory
--------------	-----------

### Other

Classification	Classification III (FL)
IP Code	IP 21
Pump function	Pressure Pump
Pump type	Immersion Pump

### Electronics

Interfaces	USB
Temperature control	PID1
Absolute temperature calibration	1 Point Calibration
Temperature display	LED
Temperature setting	Keypad

### Dimensions and volumes

Weight kg	8.2
Barbed fittings inner diameter	8/12 mm
Dimensions cm (W x L x H)	23 x 38 x 38
Filling volume l	3.5 ... 5
Pump connections	M16x1 male

### Temperature values

Setting the resolution of the temperature display °C	0.1
Working temperature range °C	+20 ... +100
Temperature stability °C	±0.03
Ambient temperature °C	+5 ... +40
Temperature display resolution °C	0.01 ... 0.1

### Included in delivery

2 Barbed fittings for tubing 8 and 12 mm ID. (Pump connections M16x1 male)

For applications near or below ambient temperature: use a cooling coil or JULABO immersion cooler.

## All Benefits



**Brilliant.**  
Very bright display makes it easy to read even from a distance.



**Switch on. And off you go.**  
Intelligent operating concept. Ready for operation with just a few quick and easy steps.



**Timer. Integrated.**  
CORIO circulators include an integrated timer function. When the set time has elapsed, a signal sounds and the device switches off. Setting range: 0 ... 999 minutes.



**Everything at the front.**  
All operating controls and safety functions are accessed easily and comfortably from the front.



**Exact.**  
You can rely on it. PID1 control and 'Active Cooling Control' make the new CORIO precise and perfect.



**Locked in.**  
The lockable power plug guarantees safe connection. More process safety.



**Connection. Easy.**  
Inclined pump connections (M16×1) facilitate the connection of applications. Each unit includes 2 barbed fittings of 8/12 mm diameter each.



**Early warning system for low liquid level**  
Maximum safety for applications, optical and audible alarm, allows user to refill bath fluid before the unit shuts down



**Connectivity.**  
Remote control made easy. CORIO CD circulators feature a USB connection.



**100% Checked.**  
100% testing. 100% quality. Each JULABO Circulator undergoes thorough quality testing before leaving the factory.



**ATC.**  
Absolute Temperature Calibration, 1-point calibration (CD).




**Green technology.**  
Development consistently applied environmentally friendly materials and technologies.



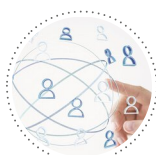
**Internal. External.**  
The pump is controlled via a lever located directly below the display. Easily change between internal and external circulation.



**JULABO. Quality.**  
Highest standards of quality for a long product life.



**Modern. Reliable.**  
High-grade components in every JULABO Circulator – platinum sensors, proven motor technology, CAN-Bus communication and much more.



**Satisfied customers.**  
11 subsidiaries and more than 100 partners worldwide guarantee fast and qualified JULABO support.



**Services 24/7.**  
Around the clock availability. You can find suitable accessories, data sheets, manuals, case studies, and more at [www.julabo.com](http://www.julabo.com).



**Stable.**  
Rubber feet allow for a secured footing of your CORIO to prevent damage to your laboratory equipment.



**Quick start.**  
Individual JULABO consultation and comprehensive manuals at your disposal.