



Projects
SCALA laboratory furniture system

SCALA

/// // // // // //

WALDNER



SCALA

/// // // // // // // //

The demands on future-proof laboratories are clearly defined: ultimate functionality, maximum occupational safety and outstanding flexibility with regard to laboratory design and use. We are implementing challenging projects across the globe with our SCALA laboratory furniture system - „Made in Germany“. Our products have been setting the benchmark in the laboratory industry for some time: first-class quality, award-winning design and perfect project management guarantee a maximum return on your investment.

Waldner is your system partner for everything in relation to your laboratory. The following pages illustrate what we have already achieved for our customers with SCALA.




Actelion Pharmaceuticals Ltd



Building H89

Location: Allschwil / Basel, Switzerland · **Laboratory area:** Approx. 5,500 m² · **Type of laboratory:** Biopharmaceutical research laboratories · **Architect:** Herzog & de Meuron · **Equipment:** Secuflow bench-mounted fume cupboards with extract air Airflow Controller 3 and sash controller · Wall and double work benches · Service spines, suspended service booms, Bench-mounted service ducts · **Special characteristics:** De-central vacuum supply systems · Integrated laboratory dish washers · Metal components in SCALA white







Location: Frankfurt, Germany · **Laboratory area:** Approx. 1,000 m² · **Type of laboratory:** Research and development laboratories · **Equipment:** Bench-mounted fume cupboards with extract air Airflow Controller 3 and sash controller · Touch screen for room-air control · Wall and double work benches · Service columns · **Special characteristics:** The delivery time from the placement of the order to acceptance was 6 months · Laboratory ventilation incl. supply and extract air control system · Walk-in cupboards with extraction · Extracted housings as ex-proof variants · Service ceiling supplies the room with supply and extract air, lighting, mechanical and electrical services








Location: Riyadh, Saudi Arabia · **Laboratory area:** Approx. 600 m² ·
Type of laboratory: Research laboratories · **Equipment:** Fume cupboards with side installation and waste disposal systems for solvents · Wall and double work benches · Service wings with variable benches · Balance tables · **Special characteristics:** Laboratory integrated in office building · HPLC waste disposal systems · Service wings with workplace lighting and sometimes room lighting · De-central pure gas supply





WALDNER






Luxembourg Centre for Systems Biomedicine

Location: Esch Belval, Luxembourg · **Laboratory area:** Approx. 1,100 m² · **Type of laboratory:** Research laboratories · **Equipment:** Secuflow bench-mounted fume cupboards with extract air Airflow Controller 3 and sash controller · Touch screen for room-air control · Wall and double work benches · Service columns · **Special characteristics:** Laboratory ventilation incl. supply and extract air control system · Equipped with laboratory devices · Service ceiling supplies the room with supply air, lighting, mechanical and electrical services · The partition wall system can be adapted and separates the office zones from the laboratory zone







Location: Jena, Germany · **Laboratory area:** Approx. 3,500 m² ·
Type of laboratory: Chemical and analytical laboratories ·
Equipment: 200 fume cupboards · Laboratory benches as wall and
 double work benches · Pull-out cabinets · **Special characteristics:**
 Chemical breakdown fume cupboards with integrated fume-
 scrubber · Supply systems for solvents







Location: Novo Mesto, Slovenia · **Laboratory area:** Approx. 4,000 m² · **Type of laboratory:** Analytical research laboratories, wet chemical laboratories · **Equipment:** Approx. 60 Secuflow bench-mounted fume cupboards with extract air Airflow Controller 3 and sash controller · Wall and double work benches · **Special characteristics:** Overall concept for supply and extract air control system · Supply and waste disposal systems for flammable liquids







Location: Paderborn, Germany · **Laboratory area:** Approx. 2,500 m² · **Type of laboratory:** Chemical laboratories · **Equipment:** Secuflow bench-mounted fume cupboards with extract air Airflow Controller 3 and sash controller · Wall and double work benches · **Special characteristics:** Laboratory ventilation incl. supply and extract air control system · Connection to the building control systems via Modbus







Location: Staufen, Germany · **Laboratory area:** Approx. 350 m² · **Type of laboratory:** Technical centre · Test laboratories · **Equipment:** Bench-mounted fume cupboards with function display and sash controller · Wall and double work benches · Service columns · Walk-in fume cupboards with side installation · **Special characteristics:** Laboratory integrated into existing building · Service ceiling supplies air to the room, lighting, mechanical and electrical services





Administration de la Gestion de l'Eau



Administration de la Gestion de l'Eau

Location: Esch-sur-Alzette; Luxembourg · **Laboratory floor area:** 1,000 m² · **Type of laboratory:** Laboratory for water analysis · **Equipment:** Bench-mounted fume cupboards with variable extract air control systems and sash controller; highly equipped suspended service booms with high purity gas valves; wall and double work benches · **Special features:** White metal components;





Experimental Research Center (ERC)



Experimental Research Center (ERC)

Location: Max-Delbrück-Centrum, Berlin Buch Campus · **Laboratory floor area:** 2,300 m² · **Type of laboratory:** Biological laboratories up to Safety Level 2, radio-isotope laboratories, analytical laboratories · **Equipment:** limited number of fume cupboards and sinks, little conventional laboratory-style furniture · **Special features:** Use of profile systems, on which laboratory benches, suspended cabinets and reversible and height-adjustable shelves are fitted · Service supply by service ducts, which are also fixed reversibly on the profile system · Profile systems are open or designed as room partitions · Closed work rooms by the incorporation of doors





Zentrum für Molekulare Biowissenschaften (ZMB)



Zentrum für Molekulare Biowissenschaften (ZMB)

Location: Kiel, Christian-Albrechts University · **Laboratory floor area:** 2,100 m² · **Type of laboratory:** Laboratory for molecular bioscience · **Equipment:** Service wings, bench-mounted fume cupboards and wall benches · **Special features:** Service wings with movable fume cupboards and movable electrical supply systems · Extraction facility for gases, emergency power supply, IT and electricity directly from the service wing · Workplace lighting and room lighting provided by service wing systems. Freely movable bench configurations below the service wings





Max-Planck Institute for Biology of Ageing



WALDNER

MPI Cologne

Place: Cologne · **Laboratory area:** appr. 3,400 m² · **Laboratory type:** Research and Special laboratories · **Architects:** hammeskrause architekten bda, Stuttgart · **Furniture:** Bench-mounted fume cupboards with exhaust air controller Airflow Controller 3 and sash controller · Wall-mounted and double workbench with service spines · Bench frames in C-shape with underbench unit on castors and sinks with underbench unit on plinth · **Specifics:** 4th floor Laboratories for animal unit · 2nd floor Fly kitchen of stainless steel furniture · Rinsing laboratories · Radioisotope laboratories · Local vacuum supply · Pure gas supply partly local · Metal components in SCALA white execution





UniCRE (Unipetrol Centre of Research and Education)



WALDNER

Place: Litvinov, Czech Republic · **Laboratory area:** 750 m² (four floors) · **Laboratory type:** Chemical research institute · **Furniture:** Service ceiling with integrated supply and exhaust air system · Cooling, laboratory room regulation, supply of mechanical and electrical services with lighting · Bench-mounted Secuflow fume cupboards and walk-in fume cupboards with exhaust air controller Airflow Controller 3, Sash controller and group controller · **Specifics:** Delivery deadline from award of order to acceptance less than six months





Fume cupboards and extraction devices

Bench-mounted fume cupboard.....20, 22, 36, 37, 39, 45
 Secuflow bench-mounted fume cupboard.....2, 3, 4, 6, 19, 24, 26, 27, 28, 30, 31, 52, 53, 54, 55
 Bench-mounted fume cupboard with side installation12, 13
 Walk-in fume cupboard with side installation23, 34
 Low level fume cupboard with side installation.....23
 Special application fume cupboard.....23
 Housing9
 Permanent enclosure9
 Extraction arm2, 3, 8, 9, 14, 15, 24, 26, 36, 37, 38, 39
 Snorkel hood8
 Safety cabinet.....44, 46, 47

Service modules

Service wing14, 15, 44, 45, 46, 47
 Suspended service boom.....5, 36, 37, 38, 39
 Service column.....8, 9, 11, 16, 17, 18, 19, 32, 33, 34, 35, 52, 53, 54, 55
 Service wall duct13, 18, 40, 41, 42, 43
 Bench-mounted service duct7, 29
 Service ceiling8, 9, 11, 16, 17, 18, 19, 32, 33, 34, 35, 52, 53, 54, 55
 Profile system.....40, 41

Laboratory benches and sinks

Laboratory bench5, 53, 54
 Wall bench.....4, 5, 6, 7, 8, 10, 11, 13, 17, 19, 20, 21, 22, 23, 24, 31, 36, 37, 38, 39, 40, 45, 46, 49, 55
 Double work bench3, 4, 5, 7, 11, 20, 22, 23, 24, 25, 26, 27, 28, 29, 30, 31, 32, 33, 34, 35, 36, 50, 51
 Bench with H-frame.....16, 17, 19, 26, 27, 36, 37, 38, 42, 43, 46
 Bench with C-frame.....29, 44, 46, 47, 49, 50, 51, 52, 54
 Height-adjustable table.....40, 41, 42, 43
 Mobile table9, 12, 14, 18, 37, 38, 39
 Laboratory sink2, 7, 10, 22, 37, 41, 45, 46, 50, 52, 55
 Laboratory sink module.....3, 8, 9, 13, 15, 25, 28
 Drip cup on service spine.....8, 10
 Balance table6, 9, 15, 23
 Sliding element „Sekretär“35
 Sliding element „Protector“3, 13

Storage cupboards

Underbench unit on plinth4, 9, 10, 12, 13, 15, 17, 20, 22, 23, 24, 27, 30, 31, 32, 33, 34, 35, 45, 50
 Underbench unit on castors6, 9, 16, 17, 24, 26, 27, 36, 37, 38, 39, 40, 41, 42, 43, 44, 46, 47, 49, 50, 51, 52, 53, 54, 55
 Underbench unit for sinks7, 8, 10, 45, 50
 Overbench cabinet.....6, 7, 10, 11, 13, 16, 17, 18, 19, 36, 37, 38, 39, 40, 41, 43, 44, 45, 46, 49, 50, 51
 Laboratory cabinet7, 14, 17, 27, 44, 45
 Emergency cabinet.....12
 Top-mounted cabinet.....7
 Pull-out cabinet.....12, 21
 Underbench safety unit
 for fume cupboards for storing acids and alkalis.....12, 13, 25
 Underbench safety unit
 for fume cupboards for storing flammable liquids.....2, 6, 8, 12, 15, 20, 22, 37, 39
 Safety cabinet for storing flammable liquids3, 22, 31, 39

Supply and disposal

Waste disposal system for flammable liquids6, 12



WALDNER Laboreinrichtungen SE & Co. KG
Haidoesch 1 · 88239 Wangen · Germany
Phone +49 7522 986-0 · Fax +49 7522 986-418
labor@waldner.de · www.waldner.de

WALDNER